



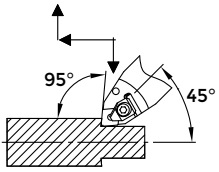
HSK-T TOOLHOLDERS AND TURNING TOOLS

DIN ISO 12164-3



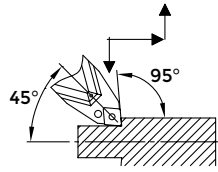
EXTERNAL (O.D.) TURNING TOOLS

DCM12 - DDM15



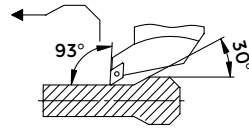
p. 248

PCMNR



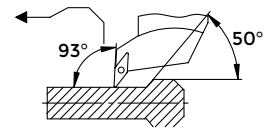
p. 249

SDJC



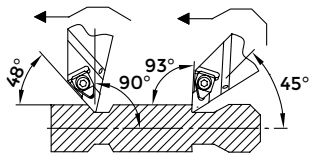
p. 250

SVJC



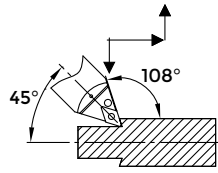
p. 252

DDMNL



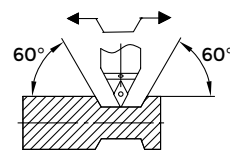
p. 248

PDNNR



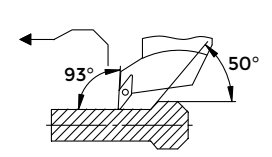
p. 249

SDNCN



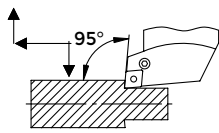
p. 251

SVJB



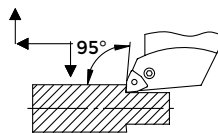
p. 252

PCLN



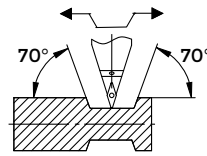
p. 248

PWLN




p. 250

SVVCN



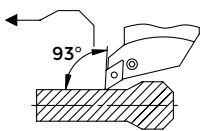
p. 251

THE



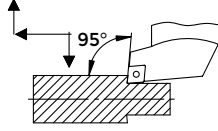
p. 252

PDJN



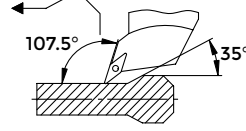
p. 249

SCLC



p. 250

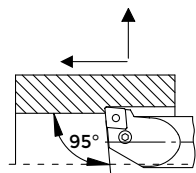
SVHC



p. 251

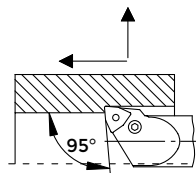
INTERNAL (I.D.) TURNING TOOLS

PCLN



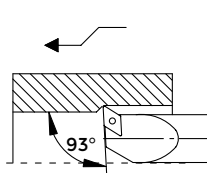
p. 253

PWLN



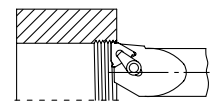
p. 253

SDUC



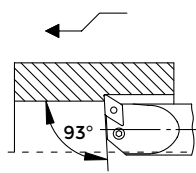
p. 254

THE



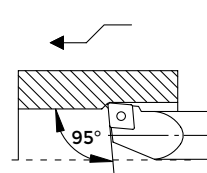
p. 255

PDUN



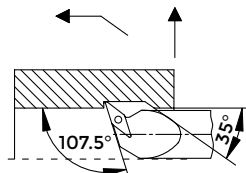
p. 253

SCLC



p. 254















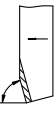



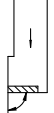





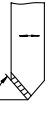




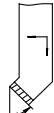

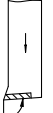
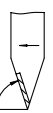


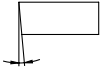
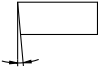


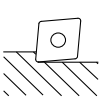
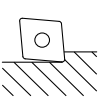






SVQB



p. 254

**IDENTIFICATION OF EXTERNAL (O.D.)
TURNING TOOLS-HSK HOLDER**

Coding example H 50 T S C L C L 12

H	Type of holder	HSK - DIN 69893							
50	Holder size		32 - Ø32	50 - Ø50	80 - Ø80	125 - Ø125			
			40 - Ø40	63 - Ø63	100 - Ø100	160 - Ø160			
T	Form	A + C							
S	Clamping system								
C	Insert Shape								
			C	D	R	S	T	V	W
L	Shape of turning tools	90	75	90	45	60	90	90	107.5
									
		A	B	C	D	E	F	G	H
		93	75	95	50	63	117.5	15	75
									
		J	K	L	M	N	P	Q	R
45	60	93	72.5	60	85				
									
S	T	U	V	W	Y				
C	Clearance angle								
		B	C			N	P		
L	Feeding direction								
		L			R		N		
12	Insert cutting edge lenght								
		C - D - E - M - V	S	R	T	W			









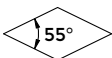


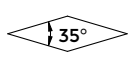



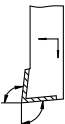
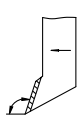



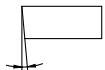
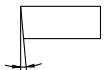

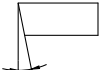







TURNING MODULAR SYSTEM

- Adopting the famous HSK-DIN69893, in the several versions, and maintaining an interchangeability with the attacks for working centers, KINTEK offers the possibility to reduce, drastically, the times of set-up.
- Maximum rapidity in the tool change
- Great rigidity thanks to the big support surface
- The same cutting position
- Reduction of the vibrations

- Precision of interchangeability
- Optimal repeatability of positioning to the change tool: maximum error +/- 0,002 mm
- The conical bar hold is introduced in the appropriate center and, turning screw, a special clamp opens Locking the tool-holder taking advantage of the connection cone-plan
- Baluff chip hole

**IDENTIFICATION OF INTERNAL (I.D.)
TURNING TOOLS-HSK HOLDER**

Coding example H 50 T 20 S T F C L 11

H	Type of holder	HSK - DIN 69893						
50	Holder size		32 - Ø32	50 - Ø50	80 - Ø80	125 - Ø125		
			40 - Ø40	63 - Ø63	100 - Ø100	160 - Ø160		
T	Form	A + C						
20	Turning tools diameter		8 - Ø8	12 - Ø12	20 - Ø20	32 - Ø32	50 - Ø50	
			10 - Ø10	16 - Ø16	25 - Ø25	40 - Ø40		
S	Clamping system							
		C	D	M	P	S		
T	Insert Shape							
		C	D	S	T	V	W	
F	Shape of turning tools	90	75	95	117.5	15	93	
								
		F	K	L	P	Q	U	Z
C	Clearance angle							
		B	C		N	P		
L	Feeding direction							
		L		R	N			
11	Insert cutting edge lenght							
		C - D - V		S		T	W	

**HSK DIN69893 TOOLS
AND TOOLHOLDERS**

HSK - T

All HSK tools and toolholders are manufactured according to DIN norm.

CONE'S TOLERANCE: According to DIN 69893

DRIVE KEY'S TOLERANCE:

The so-called ICTM tolerance was born to reduce the positive allowance between the spindle drive key and the holder key slot. The ICTM tolerance applied on these products to the drive key gives them a great capacity of precision.

The advantages of standard ICTM are multiple: excellent repeatability of change tool positioning, maximum error +/-0,005 giving the cutting edge always the same position,

it permits a perfect tool interchangeability, it eliminates vibrations.

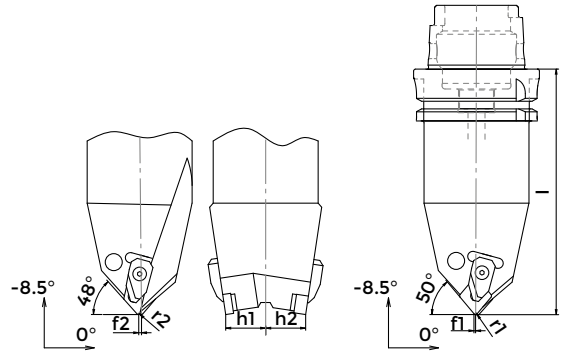
- Manufactured with casehardening Steel
- Casehardened with depth 0,4-0,5 mm
- Hardened-Tempered-Black oxidized
- Hardness HRC 58+-2, strenght 800-1000 N/mm2
- Internal and external grinding finish
- Working of the front side (tool seat)
- Taking up drive keys to ICTM tolerance
- Tested 100% with certified measuring instruments

HSK-T EXTERNAL TURNING TOOLS



DCM12DDM15

ICTM standard (HSK-T)

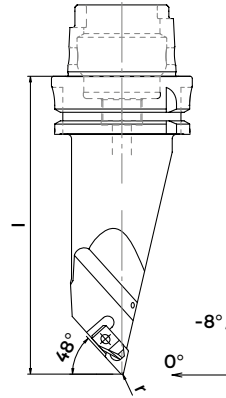


COD.	HSK	l	f1	r1	h1	f2	r2	h2	INSERT N.1	INSERT N.2	SUPPORT PAD - 1	SUPPORT PAD - 2	SHIM PIN	CLAMP	SPRING SCREW	
H63TDCM12DDM151	63	100	0.9	0.8	20	0.9	0.8	20	CN..1204..	DN..1506..						
H63TDCM12DDM15	63	145	0.9	0.8	20	0.9	0.8	20	CN..1204..	DN..1506..						



DDMNL

ICTM standard (HSK-T)

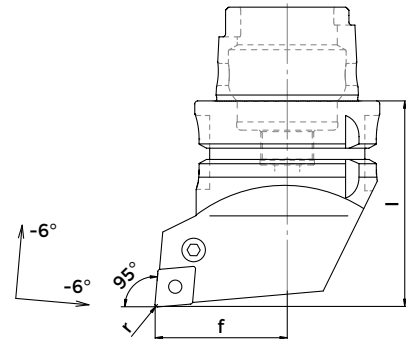


COD.	HSK	l	r	INSERT	SUPPORT PAD	SHIM PIN	CLAMP	SPRING	SCREW
H63TDDMNL15-100	63	100	0.8	DN.1506..					
H63TDDMNL15-145	63	145	0.8	DN.1506..					



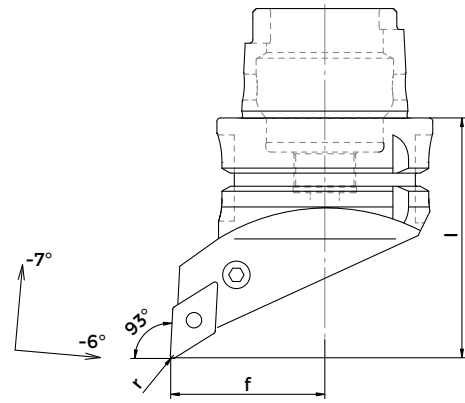
PCLN

ICTM standard (HSK-T)







COD.	HSK	l	f	r	INSERT	SUPPORT PAD	SHIM PIN	CLAMP	SCREW
H63TPCLNL/R12	63	70	45	0.8	CNM.1204..				
H63TPCLNL16	63	70	45	1,2	CNM.160612				
H100TPCLNL/R12	100	90	65	0.8	CNM.1204..				
H100TPCLNL/R16	100	90	65	1,2	CNM.160612				

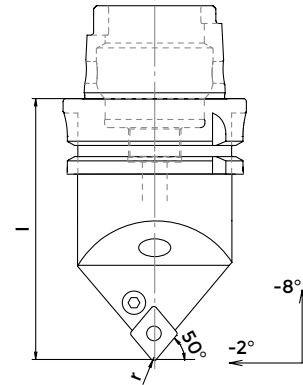
HSK-T EXTERNAL TURNING TOOLS



PDJN





ICTM standard (HSK-T)

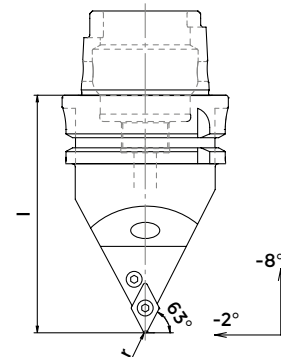
COD.	HSK	l	f	r	INSERT	SUPPORT PAD	SHIM PIN	CLAMP	SCREW
H63TPDJNL/R15	63	70	45	0.8	DNM.1506..				
H100TPDJNL/R15	100	90,15	66,15	0,8	DNM.1506..	SPDN15	SP02	LV05	VT05
						SPDN15	SP02	LV05	VT05



PCMNR





ICTM standard (HSK-T)

COD.	HSK	l	r	INSERT	SUPPORT PAD	SHIM PIN	CLAMP	SCREW
H63TPCMNR12-90	63	90	0.8	CN.1204..				
H63TPCMNR12-100	63	100	0.8	CN.1204..	SPCN12	SP02	LV02	VT02
H63TPCMNL/R12-145	63	145	0.8	CN.1204..	SPCN12	SP02	LV02	VT02

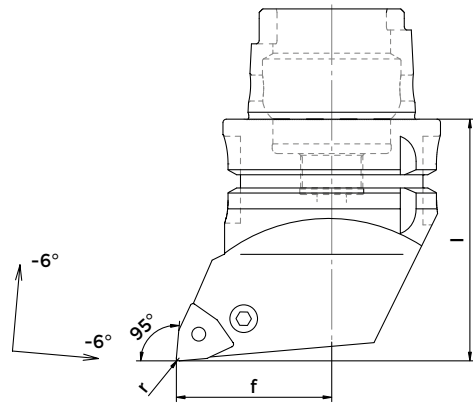


PDNNR

ICTM standard (HSK-T)





COD.	HSK	l	r	INSERT	SUPPORT PAD	SHIM PIN	CLAMP	SCREW
H63TPDNNR15-90	63	90	0.8	DN.1506..				
H63TPDNNR15-100	63	100	0.8	DN.1506..	SPDN15	SP02	LV05	VT05
H63TPDNNR15-145	63	145	0.8	DN.1506..	SPDN15	SP02	LV05	VT05

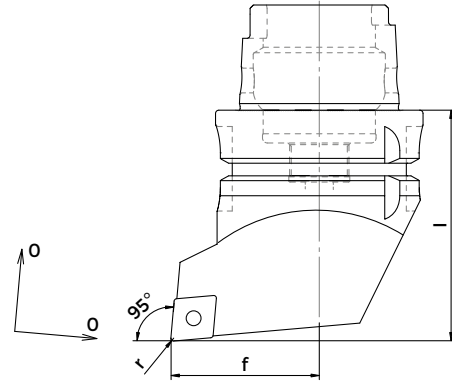
HSK-T EXTERNAL TURNING TOOLS



PWLN




ICTM standard (HSK-T)

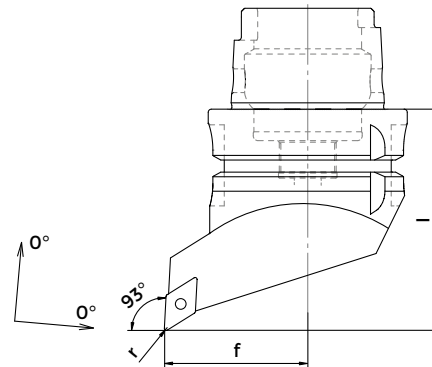
COD.	HSK	l	f	r	INSERT	SUPPORT PAD	SHIM PIN	CLAMP	SCREW
H63TPWLN/R08	63	70	45	0.8	WN..0804..	 SPWN08	 SP02	 LV02	 VT02



SCLC




ICTM standard (HSK-T)

COD.	HSK	l	f	r	INSERT	SUPPORT PAD	BUSH	SCREW
H63TSCLCL/R12	63	70	45	0.8	CC..1204..	 SPCC12	 VTA01	 TR4

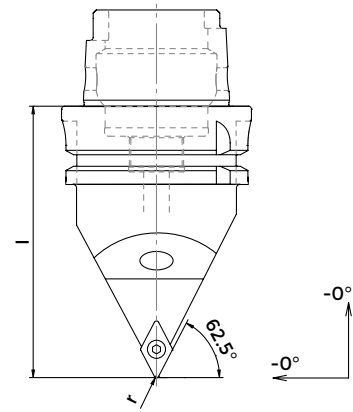


SDJC

ICTM standard (HSK-T)




COD.	HSK	l	f	r	INSERT	SUPPORT PAD	BUSH	SCREW
H63TSDJCL/R11	63	70	45	0.8	DC..11T3..	 SPDC11	 VTA02	 TR8

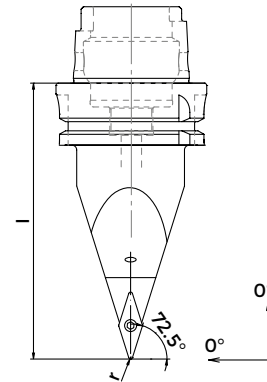
HSK-T EXTERNAL TURNING TOOLS



SDNCN







ICTM standard (HSK-T)

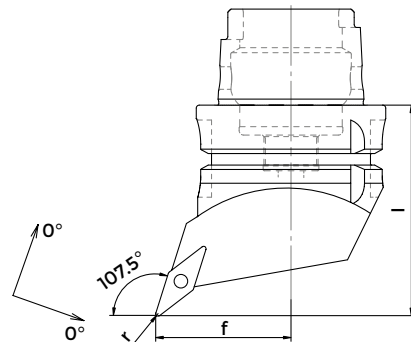
COD.	HSK	l	r	INSERT	SUPPORT PAD	BUSH	SCREW
H63TSDNCN11-145	63	145	0.8	DC..11T3..	 SPDC11	 VTA02	 TR8



SVVCN




ICTM standard (HSK-T)

COD.	HSK	l	r	INSERT	SUPPORT PAD	BUSH	SCREW
H63TSVVCN16-90	63	90	0.8	VC..1604..	 SPVC16	 VTA02	 TR8
H63TSVVCN16-145	63	145	0.8	VC..1604..	 SPVC16	 VTA02	 TR8



SVHC

ICTM standard (HSK-T)

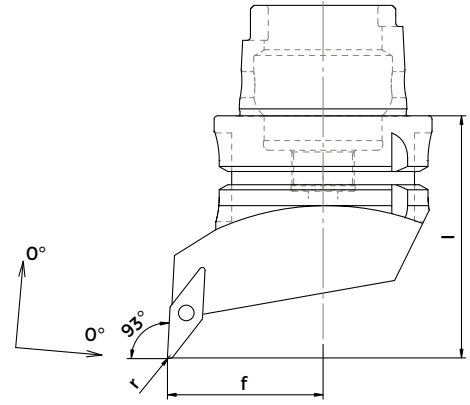
COD.	HSK	l	f	r	INSERT	SUPPORT PAD	BUSH	SCREW
H63TSVHCL/R16	63	70	45	0.8	VC..1604..	 SPVC16	 VTA02	 TR8

HSK-T EXTERNAL TURNING TOOLS



SVJC

ICTM standard (HSK-T)

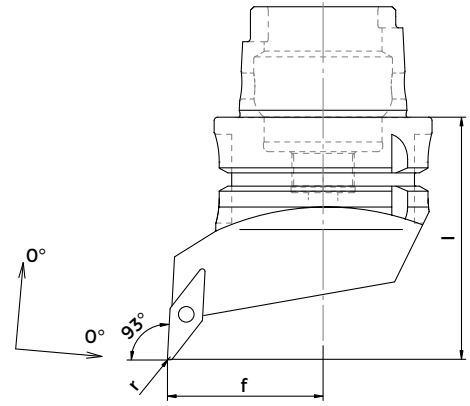


COD.	HSK	l	f	r	INSERT	SUPPORT PAD	BUSH	SCREW
H63TSVJCL/R16	63	75	45	0.8	VC..1604..			
H100TSVJCL/R16	100	90,15	66,15	0,8	VC..1604..	SPVC16	VTA02	TR8



SVJB

ICTM standard (HSK-T)



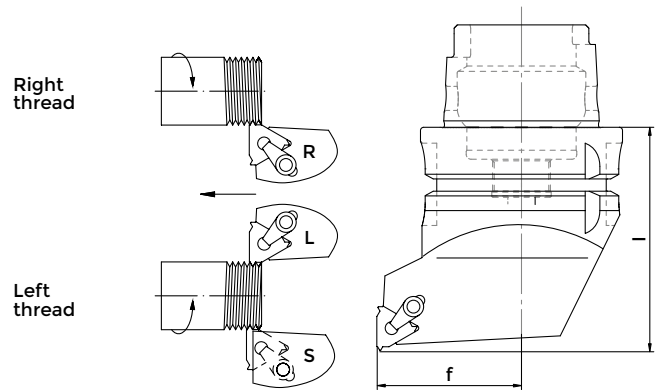
COD.	HSK	l	f	r	INSERT	SUPPORT PAD	BUSH	SCREW
H63TSVJBL/R16	63	75	45	0.8	VB..1604..			
H63TSVJBL/R16	63	75	45	0.8	VB..1604..	SPVC16	VTA02	TR8

HSK-T EXTERNAL TURNING TOOLS FOR THREADING



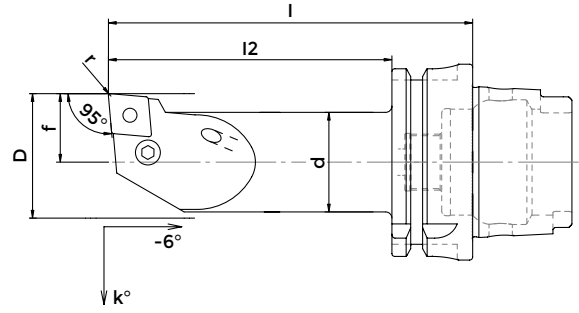
THE

ICTM standard (HSK-T)



COD.	HSK	l	f	r	SUPPORT PAD	SCREW	CLAMP
H63TTHEL16	63	70	45	16EL			
H63TTHER16	63	70	45	16ER	SPTF16	VT27	SETK51

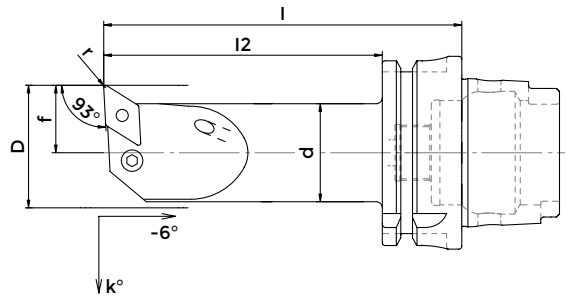
HSK-T INTERNAL TURNING TOOLS



PCLN

ICTM standard (HSK-T)

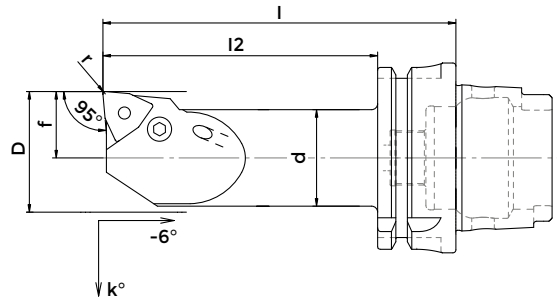
COD.	HSK	d	l	l2	f	k°	D	r	INSERT	SUPPORT PAD	SHIM PIN	CLAMP	SCREW
H63T25PCLNL/R12	63	25	100	74	17	-12	32	0.8	CNM.1204..		-	LV02	VT11
H63T32PCLNL/R12	63	32	120	94	22	-10	40	0.8	CNM.1204..	SPCN12	SP02	LV02	VT02
H63T40PCLNL/R12	63	40	140	114	27	-10	50	0.8	CNM.1204..	SPCN12	SP02	LV02	VT02
H100T40PCLNL/R12	100	40	160	131	27	-10	50	0.8	CNM.1204..	SPCN12	SP02	LV02	VT02
H100T50PCLNL/R16	100	50	190	161	35	-8	60	0.8	CNM.1604..	SPCN16	SP03	LV03	VT03



PDUN

ICTM standard (HSK-T)

COD.	HSK	d	l	l2	f	k°	D	r	INSERT	SUPPORT PAD	SHIM PIN	CLAMP	SCREW
H63T32PDUNL/R15	63	32	120	94	22	-15	40	0.8	DN..1506..			LV05	VT05
H63T40PDUNL/R15	63	40	140	114	27	-12	50	0.8	DN..1506..	SPDN15	SP02	LV05	VT05

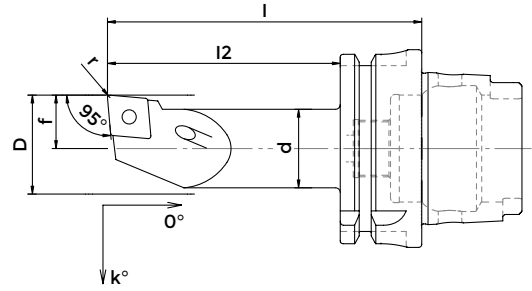


PWLN

ICTM standard (HSK-T)




COD.	HSK	d	l	l2	f	k°	D	r	INSERT	SUPPORT PAD	SHIM PIN	CLAMP	SCREW
H63T25PWLNL/R08	63	25	100	74	17	-12	32	0.8	WN..0804..		-	LV02	VT11
H63T32PWLNL/R08	63	32	120	94	22	-12	40	0.8	WN..0804..	SPWN08	SP02	LV02	VT02
H63T40PWLNL/R08	63	40	140	114	27	-10	50	0.8	WN..0804..	SPWN08	SP02	LV02	VT02

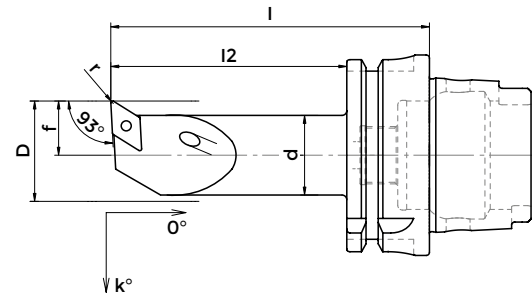
HSK-T INTERNAL TURNING TOOLS



SCLC




ICTM standard (HSK-T)

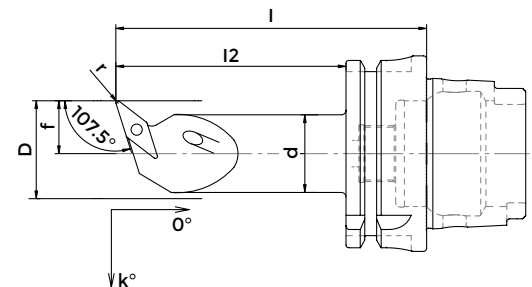
COD.	HSK	d	l	l2	f	k°	D	r	INSERT	SUPPORT PAD	BUSH	SCREW
H63T20SCLCL/R09	63	20	85	59	13	-8	25	0.8	CC..09T3..			
H63T25SCLCL/R12	63	25	100	74	17	-5	32	0.8	CC..1204..	-	-	TR13



SDUC




ICTM standard (HSK-T)

COD.	HSK	d	l	l2	f	k°	D	r	INSERT	SUPPORT PAD	BUSH	SCREW
H63T20SDUCL/R11	63	20	85	59	13	-8	25	0.8	DC..11T3..			
H63T25SDUCL/R11	63	25	100	74	17	-5	32	0.8	DC..11T3..	-	-	TR14
H63T32SDUCL/R11	63	32	120	94	22	-5	40	0.8	DC..11T3..	SPDC11	VTA02	TR8

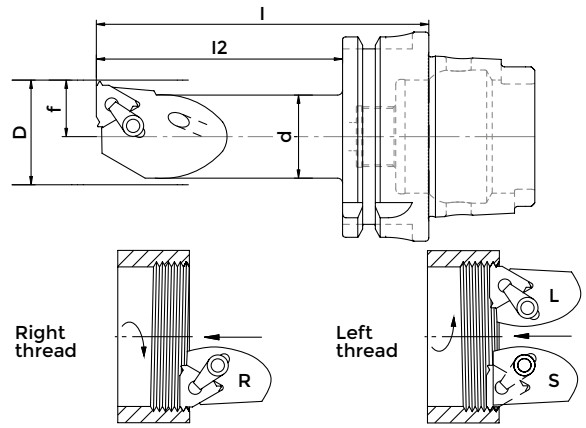


SVQB




ICTM standard (HSK-T)

COD.	HSK	d	l	l2	f	k°	D	r	INSERT	SUPPORT PAD	BUSH	SCREW
H63T32SVQBL/R16	63	32	120	94	22	-10	40	0.8	VB..1604..			
H63T40SVQBL/R16	63	40	140	114	27	-10	50	0.8	VB..1604..	SPVC16	VTA02	TR8
H100T50SVQBL/R16	100	50	190	161	35	-8	60	0.8	VB..1604..	SPVC16	VTA02	TR8

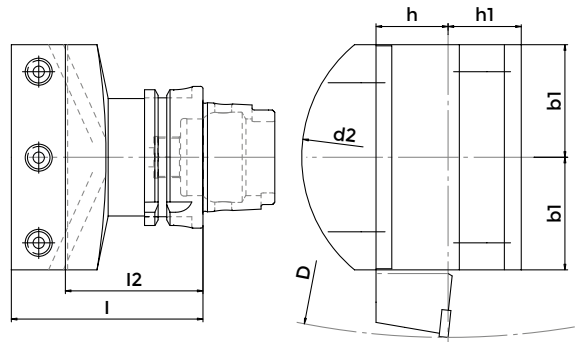
HSK-T INTERNAL TURNING TOOLS



THE ICTM standard (HSK-T)

COD.	HSK	d	l	l2	f	D	INSERT	SUPPORT PAD	SCREW	CLAMP
H63T20THEL16	63	20	85	59	14	25	161L			
H63T20THER16	63	20	85	59	14	25	161R	SPTF16	VT27	SETK51

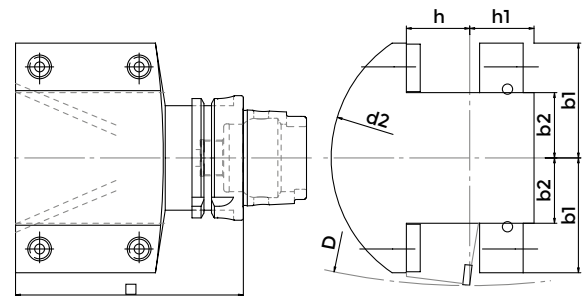
RADIAL TOOLHOLDER



DIN 69893 T ICTM standard (HSK-T)

COD.	DESCRIPTION	HSK	d2	D	b1	h	h1	l	l2
141-11408	H63TRAD32/25	63	130	340	50	32/25	32,5	85	50
141-11609	H100TRAD32/32	100	135	340	52,5	32	32,5	97	65

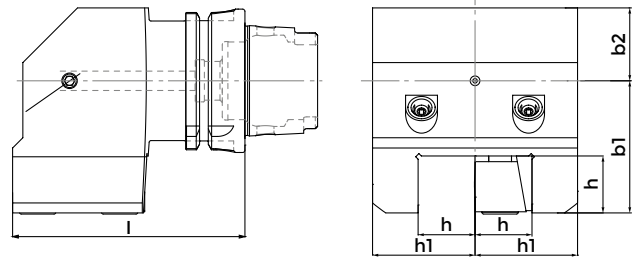
AXIAL TOOLHOLDER



DIN 69893 T ICTM standard (HSK-T)

COD.	DESCRIPTION	HSK	d2	D	b1	b2	h	h1	l
142-11405	H63TAX25/32	63	110	305	40	15	32/25	26,5	120

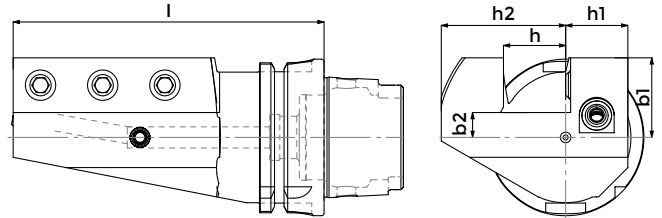
AXIAL TOOLHOLDER



DIN 69893 T

ICTM standard (HSK-T)

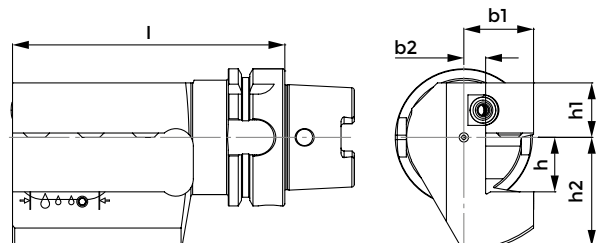
COD.	DESCRIPTION	HSK	b1	b2	h	h1	l
142-11402	H63TAD25R	63	58	32	25	45	102



DIN 69893 T

ICTM standard (HSK-T)

COD.	DESCRIPTION	HSK	b1	b2	h	h1	h2	l
142-21401	H63TA25L	63	32	10	25	25	50	125
142-11403	H63TA25R	63	32	10	25	25	50	125
142-21604	HSK100TSL25X25	100	55	33	25	30	55	160
142-11603	HSK100TSR25X25	100	55	33	25	30	55	160
142-21603	HSK100TSL32X32	100	53	25	32	30	62	189
142-11604	HSK100TSR32X32	100	53	25	32	30	62	189



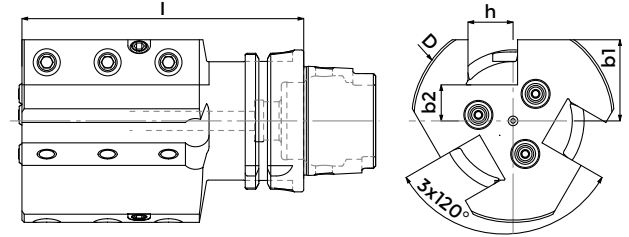
DIN 69893 - HSK63T

ICTM standard (HSK-T)

COD.	DESCRIPTION	HSK	b1	b2	h	h1	h2	l
142-21401-IC	H63TA25L-IC	63	32	10	25	25	50	125
142-11403-IC	H63TA25R-IC	63	32	10	25	25	50	125

note: with internal coolant

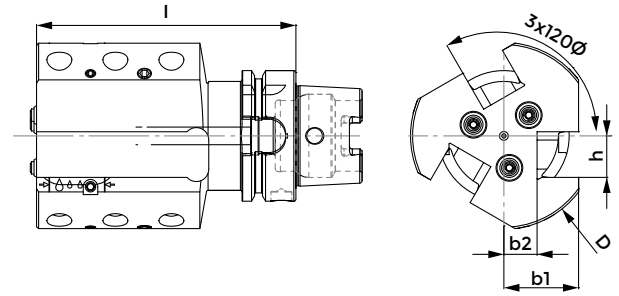
AXIAL TOOLHOLDER



DIN 69893 T

ICTM standard (HSK-T)

COD.	DESCRIPTION	HSK	D	b1	b2	h	l
142-21402	H63TAT20L	63	90	36	16	20	125
142-11404	H63TAT20R	63	90	36	16	20	125

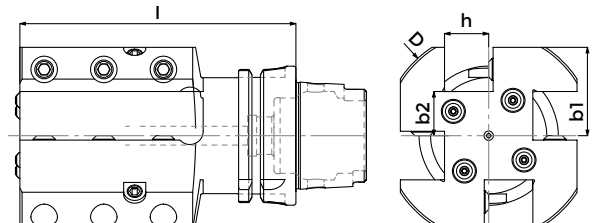


DIN 69893 - HSK63T

ICTM standard (HSK-T)

COD.	DESCRIPTION	HSK	b1	b2	h	D	l
142-21402-IC	H63TAT20L-IC	63	36	16	20	90	125
142-11404-IC	H63TAT20R-IC	63	36	16	20	90	125

note: with internal coolant

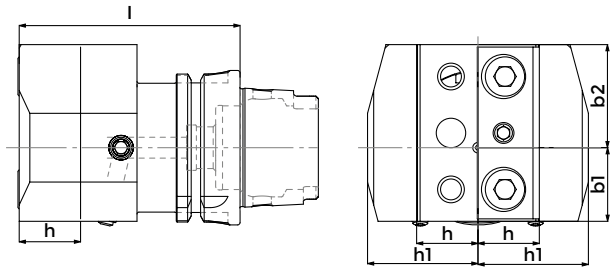


DIN 69893 T

ICTM standard (HSK-T)

COD.	DESCRIPTION	HSK	D	b1	b2	h	l
142-21403	H63TAQ20L	63	95	40	20	20	125
142-21404	H63TAQ20R	63	95	40	20	20	125

RADIAL TOOLHOLDER

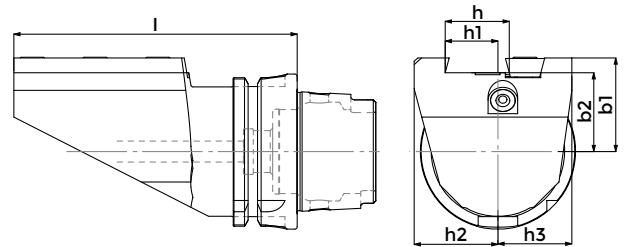


DIN 69893 T

ICTM standard (HSK-T)

COD.	DESCRIPTION	HSK	b1	b2	h	h1	l
141-11406	H63TRD25R	63	30	42	25	45	90
141-11602	H100TRD25R	100	20	65	25	57	146

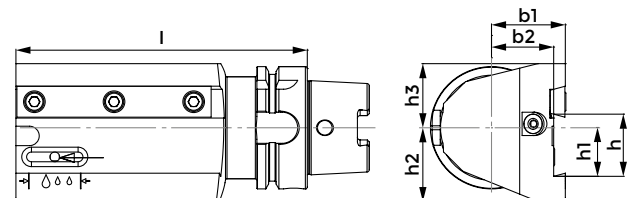
AXIAL TOOLHOLDER FOR CUT OFF TOOLS



DIN 69893 T

ICTM standard (HSK-T)

COD.	DESCRIPTION	HSK	b1	b2	h	h1	h2	h3	l
147-51405	H63TSCA26L	63	38	32	26	21.4	34	30	115
147-51406	H63TSCA26R	63	38	32	26	21.4	34	30	115
147-51407	H63TSCA32L	63	38	32	32	25	38	33	150
147-51408	H63TSCA32R	63	38	32	32	25	38	33	150



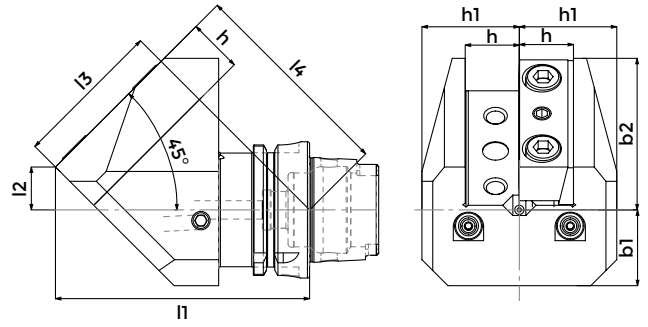
DIN 69893 - HSK63T

ICTM standard (HSK-T)

COD.	DESCRIPTION	HSK	b1	b2	h	h1	h2	h3	l
147-51405-IC	H63TSCA26L-IC	63	38	32	26	21.4	34	30	115
147-51407-IC	H63TSCA32L-IC	63	38	32	32	25	38	33	150
147-51408-IC	H63TSCA32R-IC	63	38	32	32	25	38	33	150

note: with internal coolant

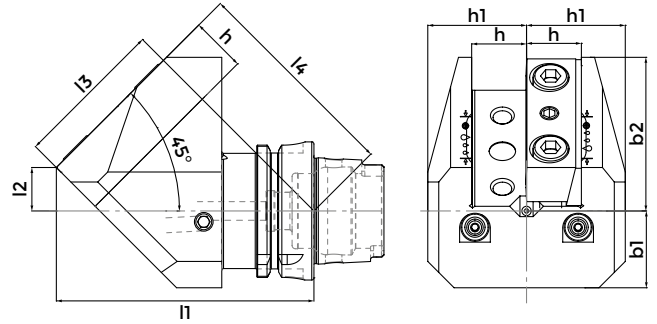
45° TOOLHOLDER



DIN 69893 T

ICTM standard (HSK-T)

COD.	DESCRIPTION	HSK	b1	b2	h	h1	l1	l2	l3	l4
141-11405	H63TARD25L	63	35	70	25	45	117.4	19.8	69	97

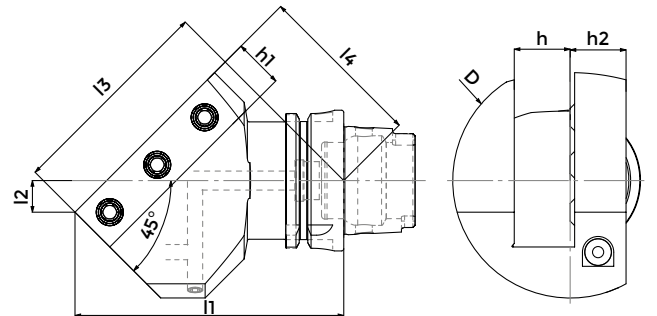


DIN 69893 - HSK63T

ICTM standard (HSK-T)

COD.	DESCRIPTION	HSK	b1	b2	h	h1	l1	l2	l3	l4
141-11405-IC	H63TARD25L-IC	63	35	70	25	45	117.4	19.8	69	97

note: with internal coolant

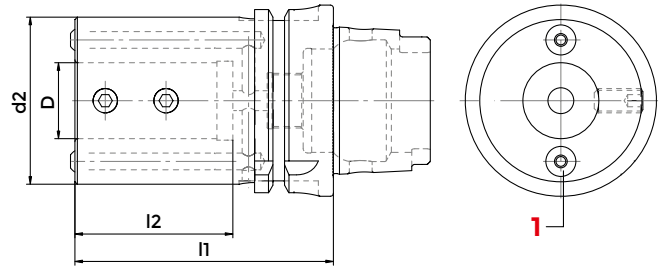


DIN 69893 T

ICTM standard (HSK-T)


COD.	DESCRIPTION	HSK	D	h	h1	h2	l1	l2	l3	l4
141-11407	H63TAR25L	63	105	25	22	25	120	14.1	95	75
141-21401	H63TAR25R	63	105	25	22	25	120	14.1	95	75
141-11601	H100TAR25L	100	115	25	22	28	172.4	24	139	105

AXIAL BORING BAR HOLDER



DIN 69893 T

ICTM standard

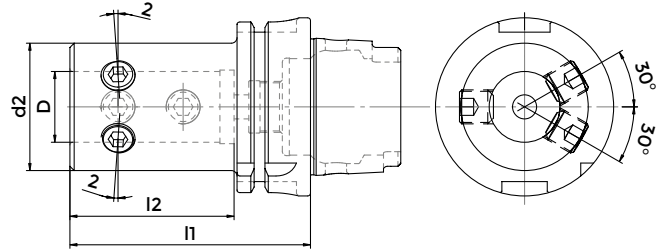
COD.	DESCRIPTION	HSK	D	d2	l1	l2	1 COOLANT NOOSE
							
145-21201	H40TAX-E2x08	40	8	32	60	37	833-001060
145-21202	H40TAX-E2x10	40	10	34	60	37	833-001060
145-21203	H40TAX-E2x12	40	12	36	65	40	833-001060
145-21204	H40TAX-E2x16	40	16	40	70	42	833-001060
145-21205	H40TAX-E2x20	40	20	45	70	42	833-001070
145-21402	H63TAX-E2x08	63	8	32	70	40	833-001070
145-21403	H63TAX-E2x10	63	10	38	75	45	833-001070
145-21404	H63TAX-E2x12	63	12	40	75	45	833-001070
145-21406	H63TAX-E2x16	63	16	45	80	50	833-001070
145-21408	H63TAX-E2x20	63	20	50	80	50	833-001070
145-21409	H63TAX-E2x25	63	25	55	85	52	833-001070
145-21410	H63TAX-E2x32	63	32	72	95	58	833-001070
145-21411	H63TAX-E2x40	63	40	80	120	72	833-001080
145-21606	H100TAX-E2x16	100	16	45	85	50	833-001070
145-21607	H100TAX-E2x20	100	20	50	85	50	833-001070
145-21601	H100TAX-E2x25	100	25	55	85	48	833-001070
145-21602	H100TAX-E2x32	100	32	72	95	58	833-001080
145-21603	H100TAX-E2x40	100	40	80	110	73	833-001080
145-21604	H100TAX-E2x50	100	50	90	120	82	833-001080

ACCESSORIES

p. 671



AXIAL HOLDER FOR INDEXABLE INSERT DRILLS WITH INTERNAL COOLANT SUPPLY

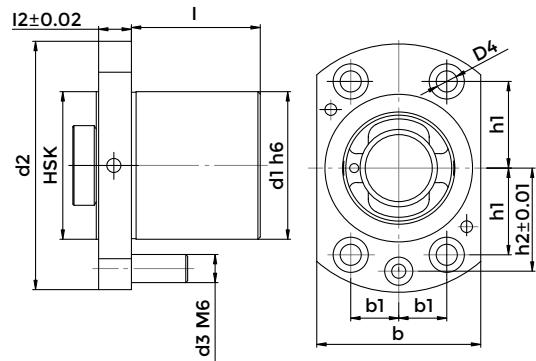


DIN 69893 T

ICTM standard

COD.	DESCRIPTION	HSK	d	d2	l1	l2
145-11406	H63TAX-E1x16	63	16	36	80	54
145-11408	H63TAX-E1x20	63	20	40	80	54
145-11409	H63TAX-E1x25	63	25	45	85	59
145-11410	H63TAX-E1x32	63	32	52	90	63
145-11411	H63TAX-E1x40	63	40	65	105	73

ADAPTER WITH HSK ATTACHMENT

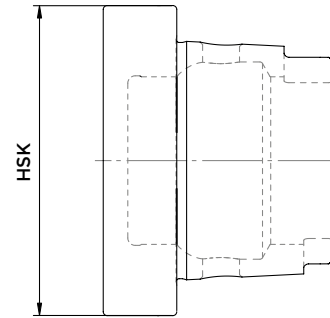


DIN 69893 A+C

ICTM standard

COD.	HSK	d1	d2	d3	D4	l	l2	b	b1	h1	h2
H40TBSL	40	40	68	8	10	33	12	45	13,5	23	27
H63TBSL	63	63	106	12	9	55	15	70	20,5	37	44
H100TBSL	100	90	142	12	18	88	24	105	37	47	60

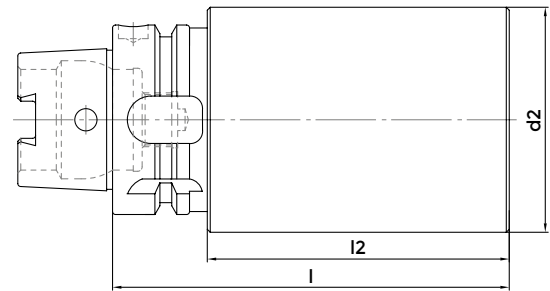
PROTECTIVE CAP



DIN 69893 A+C

COD.	HSK
H32ATP	32
H40ATP	40
H50ATP	50
H63ATP	63
H100ATP	100

BLANK TOOLHOLDER FOR SPECIAL TOOLS



DIN 69893 T

ICTM standard

COD.	HSK	d2	l	l2
H63T080190SML	63	80	190	158
H63T130095SML	63	130	95	63
HSK100TH100D135	100	135	100	54
HSK100TH305D99	100	99	305	259
HSK100TH220D100	100	100	220	174
HSK100TH189D135	100	135	189	143

The background of the image consists of several parallel diagonal stripes in a light grey color, running from the top-left towards the bottom-right. The stripes are evenly spaced and cover the entire page.

READY, ALWAYS.